

LED LAMP
SPOT TYPE

Code System

11130X-1

Material
Voltage, Color & Lens
Qty of LED (C=COB)
Base type (1-MR16, 2-GU10, 3-JDR, 4-AR111, 5-PAR20, 6-PAR30, 7-PAR38)
Spot type
LED G8C



Code 11103X-1
3W/MR16/Die Cast



Code 11103X-2
5W/MR16/Die Cast.



Code 11103X-3
7W/MR16/Extruded Al.



Code 111C0X-3
8.5W/MR16/Die Cast



Code 11103X-4
3W/MR16/Fin Scales



Code 11105X-16
5W/MR16/Fin Scales



Code 11103X-7A
4.5W/MR16/Die Cast



Code 11103X-7B
6W/MR16/Die Cast



Code 11203X-1
3W/GU10/Die Cast



Code 11203X-2
5W/GU10/Die Cast



Code 11203X-5
3W/GU10/Extruded Al.



Code 11204X-5
4W/GU10/Extruded Al.



Code 11203X-4
3W/GU10/Fin Scales



Code 11205X-16
5W/MR16/Fin Scales



Code 11203X-7
5W/GU10/Die Cast



Code 11303X-6A
3W/JDR-E14/Die Cast



Code 11303X-5
3W/JDR-E27/Die Cast



Code 11304X-5
3W/JDR-E27/Extruded Al.



Code 11303X-6B
3W/JDR-E27/Die Cast



Code 11303X-4
3W/JDR-E27/Fin Scales



Code 11303X-16
3W/JDR-E27/Fin Scales



Code 11204X-7
7W/GU10/Die Cast



Code 11303X-2
7W/E27/Die Cast



Code 11407X-16
7W/AR111/Fin Scales



Code 114C0X-13B
6W/AR111/Die Cast



Code 11409X-7
13W/AR111/Die Cast



Code 11406X-4B
12W/AR111/Fin Scales



Code 11406X-4C
12W/AR111/Fin Scales



Code 11504X-7
6W/PAR20/Die Cast



Code 11504X-16
8W/PAR20/Fin Scales



Code 11504X-8
7W/PAR20/Extruded Al.



Code 11607X-16
13.5W/PAR30/Fin Scales



Code 11606X-4A
9W/PAR30/Fin Scales



Code 11606X-4C
9W/PAR30/Fin Scales



Code 11607X-7A
11W/PAR30/Die Cast



Code 11607X-7B
11W/PAR30/Die Cast



Code 11605X-8
12W/PAR30/Extruded Al.



Code 11709X-4A
16W/PAR38/Fin Scales



Code 11709X-4C
16W/PAR38/Fin Scales



Code 11709X-8
18W/PAR38/Extruded Al.



Code 11709X-7
16W/PAR38/Die Cast



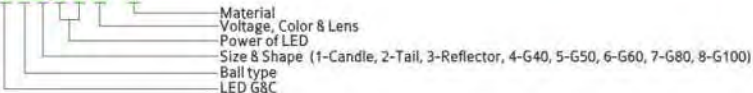
Code 11709X-16
20W/PAR38/Fin Scales

LED LAMP

BALL TYPE

Code System

12209X-1



Code 12103X-16A
3.5W/Candle/Fin Scales



Code 12103X-16B
3.5W/Candle/Fin Scales



Code 12104X-4
4W/Candle/E14/Fin Scales



Code 12104X-10
4.5W/Candle/E14/Die Cast



Code 12102X-11
4W/Candle/E14/Die Cast



Code 12105X-6
5W/Candle/E14/Die Cast



Code 12104X-9
4.5W/Candle/E14/E17/Die Cast



Code 12204X-9
4.5W/Tail/E14/E17/Die Cast



Code 12202X-11
4W/Tail/E14/Die Cast



Code 12404X-8
4W/R50/E26/E27/Extruded Al.



Code 12407X-8
4W/R63/E26/E27/Extruded Al.



Code 12413X-8
4W/R95/E26/E27/Extruded Al.



Code 12404X-9A
4.5W/G40/E14/E17/Die-Cast



Code 12404X-9B
4.5W/G40/E14/E17/Die-Cast



Code 12404X-11
4W/G40/E26/E27/Die Cast



Code 12504X-16
3.8W/G55/E26/E27/Fin Scales



Code 12505X-8
5W/G55/E26/E27/Die Cast



Code 12504X-10
4.5W/G50/E26/E27/Die Cast



Code 12506X-9
6.5W/G50/E26/E27/Die-Cast



Code 12503X-1
2.5W/G50/E26/E27/B22/Die-Cast



Code 12505X-4
5W/G50/Fin Scales



Code 12607X-8
7W/G60/E26/E27/Die Cast



Code 12610X-8
10W/G60/E26/E27/Die Cast



Code 12606X-16
6.2W/G60/E26/E27/Fin Scales



Code 12608X-16
8.5W/G60/E26/E27/Fin Scales



Code 12609X-9
9.5W/G60/E26/E27/Die-Cast



Code 12612X-9
12.5W/G60/E26/E27/Die-Cast



Code 12607X-9A
7.5W/G60/E26/E27/Die-Cast



Code 12607X-9B
7.5W/G60/E26/E27/Die-Cast



Code 12607X-9C
7.5W/G60/E26/E27/Die-Cast



Code 12605X-1A
5W/G65/E26/E27/Die-Cast



Code 12605X-1B
5W/G65/E26/E27/Die-Cast



Code 12606X-4
6W/G60/Fin Scales



Code 12707X-8
7W/G80/E26/E27/Die Cast



Code 12809X-8
9W/G95/E26/E27/Die Cast



Code 12808X-16
8.5W/G95/E26/E27/Fin Scales




LED Tube

T5/T8

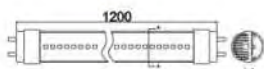
Code System

13125X-1

- Material
- Color & Cover
- Length & Qty of LEDs
- Tube type (1-T5, 2-T8, 3-T10)
- Tube Series
- LED G8C



- Code 13110X-1/T5-L300
- Code 13120X-1/T5-L600
- Code 13130X-1/T5-L900
- Code 13140X-1/T5-L1200
- Code 13150X-1/T5-L1500



- Code 13210X-1/T8-L600
- Code 13220X-1/T8-L900
- Code 13230X-1/T8-L1200
- Code 13240X-1/T8-L1500



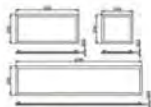
LED Panel

Ceiling & Hanging

Code System

14125X-1

- Material
- Color
- Installation & Control
- Size type (1-300*300, 2-600*600, 3-300*600, 4-300*1200, 5-600*1200)
- Panel Series
- LED G8C



Suspension kit

Part No.: P-FLSK

- Code 14110X-15/300x300
- Code 14210X-15/600x600
- Code 14310X-15/300x600
- Code 14410X-15/300x1200
- Code 14510X-15/600x1200

- Code 14610X-15/R180
- Code 14620X-15/R240
- Code 14630X-15/R300



LED Down Light

PowerLED & COB

Code System

15106X-1

Material
Color & Lens
Qty of LED (C=COB)
Structure (1-Machined Al., 2-Extruded Al., 3-Frame, 4-Die Cast)
Down light
LED G8C



Code 15101X-12A
3W/D52mm/Machined Al.



Code 15101X-12B
3W/D52mm/Machined Al.



Code 15103X-12A
3W/D52mm/Machined Al.



Code 15205X-12A
5W/D114mm/Extruded Al.



Code 15206X-12A
6W/D114mm/Extruded Al.



Code 15207X-12A
7W/D114mm/Extruded Al.



Code 15209X-12A
9W/D136mm/Extruded Al.



Code 15212X-12A
12W/D136mm/Extruded Al.



Code 15215X-12A
15W/D167mm/Extruded Al.



Code 15218X-12A
18W/D167mm/Extruded Al.



Code 15205X-12B
5W/D114mm/Extruded Al.



Code 15207X-12C
7W/D114mm/Extruded Al.



Code 152C0X-12A
10W/D114mm/Extruded Al.



Code 151C0X-12B
9W/D86mm/Extruded Al.



Code 151C0X-12A
3W/D86mm/Extruded Al.



Code 15209X-12B
9W/D146mm/Extruded Al.



Code 15212X-12C
12W/D146mm/Extruded Al.



Code 15312X-12
12W/185x185mm/Frame



Code 15324X-12
24W/355x185mm/Frame



Code 15336X-12
36W/502x185mm/Frame



Code 15407X-13
7W/D140mm/Die Cast



Code 15220X-12X
20W/D230mm/Extruded Al.



Code 15103X-12Y
12W/94x94mm/Machined Al.



Code 15106X-12Y
24W/177x94mm/Machined Al.



Code 15109X-12Y
36W/265x94mm/Machined Al.

LED Track Light

PowerLED & COB

Code System

16012X-1

Material
Color & Lens
Qty of LED (C=COB)
Null
Track light
LED 6&C



Code 16015X-12A/15W



Code 16015X-12B/15W



Code 160C0X-12A/15W



Code 160C0X-12B/30W



Code 160C0X-12C/7W



Code 16007X-12A/7W



Code 16014X-12A/14W



Code 16012X-12A/12W



Code 16012X-12B/12W



Code 16018X-12A/18W



Code 16012X-12C/12W



Code 16024X-12A/24W



Code 16012X-12D/12W



Code 16024X-12B/24W



Code 16012X-12E/12W



Code 16004X-13A/6W



Code 16004X-13B/6W



Code 160004X-13C/6W



Code 16005X-13A/8W



Code 16009X-13A/24W



Code 16012X-13A/24W



Code 16012X-13B/24W



Code 16015X-13A/15W



Code 16015X-13B/15W



LED Indoor Application

Home & Shop

Code System

19125X-1

- Material
- Color & Cover
- Qty of LEDs
- Installation type (1-Pendant, 2-Wall, 3-Cabinet, 4-Desk)
- Other Series
- LED G&C



Code 19201X-13A/Recessed, 1W



Code 19201X-13B/Recessed, 1W



Code 19201X-13C/Recessed, 1W



Code 19201X-13D/Recessed, 1W



Code 19201X-13E/Recessed, 1W



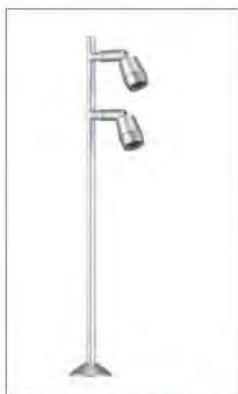
Code 19201X-13F/Recessed, 1W



Code 19107X-13/Pendant, 7W



Code 19109X-12A/Pendant, 9W



Code 19302X-13/Cabinet, 4W



Code 194C0X-14/Desk, 8W



Code 19104X-13/Pendant, 4W



Code 19105X-13/Pendant, 8W



Code 19301X-13A/Cabinet, 2W



Code 19301X-13B/Cabinet, 2W



Code 19201X-13G/Surface, 8W



Code 19201X-13H/Surface, 8W